

MS ELA December 7 – December 11

Monday	Tuesday	Wednesday	Thursday	Friday
<input type="checkbox"/> DOL (GC) <input type="checkbox"/> *AR Reading – 20 min. <input type="checkbox"/> ELA NB 6 Non-fiction text structure (GC) <input type="checkbox"/> Info. Writing Catch Up day	<input type="checkbox"/> QotD (GC) <input type="checkbox"/> *AR Reading – 20 min. <input type="checkbox"/> ELA NB 6 text structure (GC) <input type="checkbox"/> Info. Writing (GC) Revise/Edit	<input type="checkbox"/> DOL noredink.com (GC) <input type="checkbox"/> *AR Reading – 20 min. <input type="checkbox"/> ELA NB 7 Description (GC) <input type="checkbox"/> Info. Writing Final Proof (GC)	<input type="checkbox"/> QotD (GC) <input type="checkbox"/> *AR Reading – 20 min. <input type="checkbox"/> ELA NB 8 Compare and Contrast (GC) <input type="checkbox"/> Info. Writing Power Point Presentation (GC)	<input type="checkbox"/> DOL (GC) <input type="checkbox"/> *AR Reading – 20 min. <input type="checkbox"/> ELA NB 9 Order & Sequence <input type="checkbox"/> Info. Writing Power Point PresentationGC

**Keep all your ELA items in your  folder and  notebook.

DOL – Daily Oral Language

QotD – Question of the Day

ELA NB – English/Language Arts Notebook

AR – Accelerated Reader

**OPTIONAL – Listen to Percy Jackson (6th) or Unwind (7th/8th)

Contact Me:

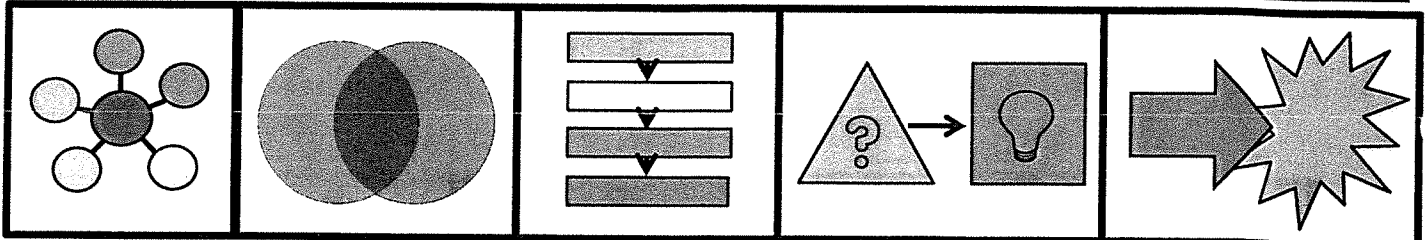
Erin.julius@k12.sd.us

763-200-4677

INTERACTIVE READING INFORMATIONAL TEXT NOTEBOOKS

Lesson 6: Non Fiction Text Structure (Overview)

Structure	Visual	Clues
Description		
Compare & Contrast		
Order & Sequence		
Problem & Solution		
Cause & Effect		

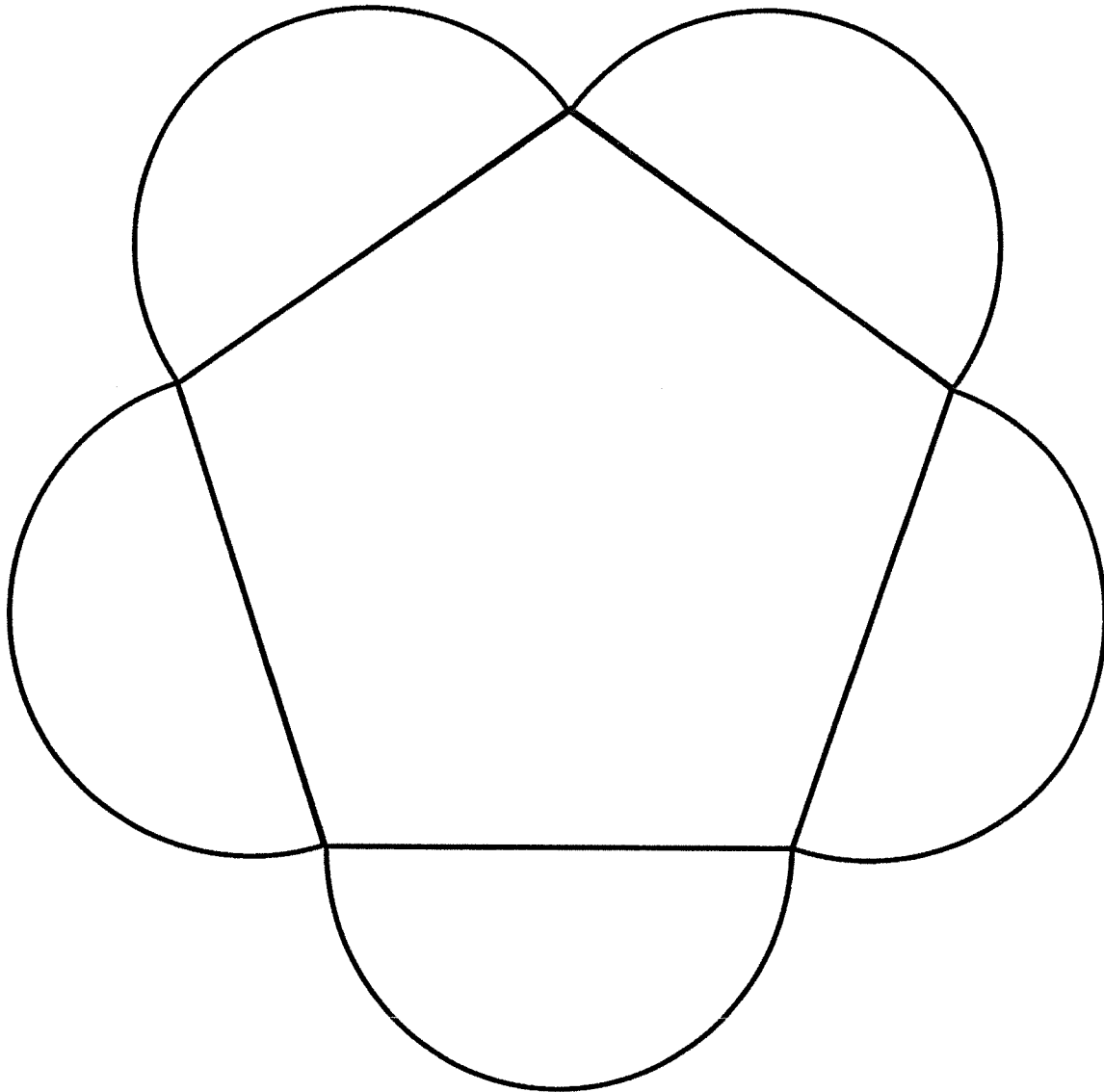


INTERACTIVE READING INFORMATIONAL TEXT NOTEBOOKS

Lesson 7: Description (Non Fiction Text Structure)

Description

Labrador Retrievers are a popular breed of dogs because of their even temperament and desire to please their human owners. Labrador retrievers can be yellow, brown, or black. They are medium-large dogs with an average weight of 65 pounds. Labrador Retrievers are often trained to be aids for people with disabilities. According to the American Kennel Club, Labrador Retrievers are the most popular dog breed in the United States!



INTERACTIVE READING INFORMATIONAL TEXT NOTEBOOKS

Lesson 8: Compare & Contrast (Non Fiction Text Structure)

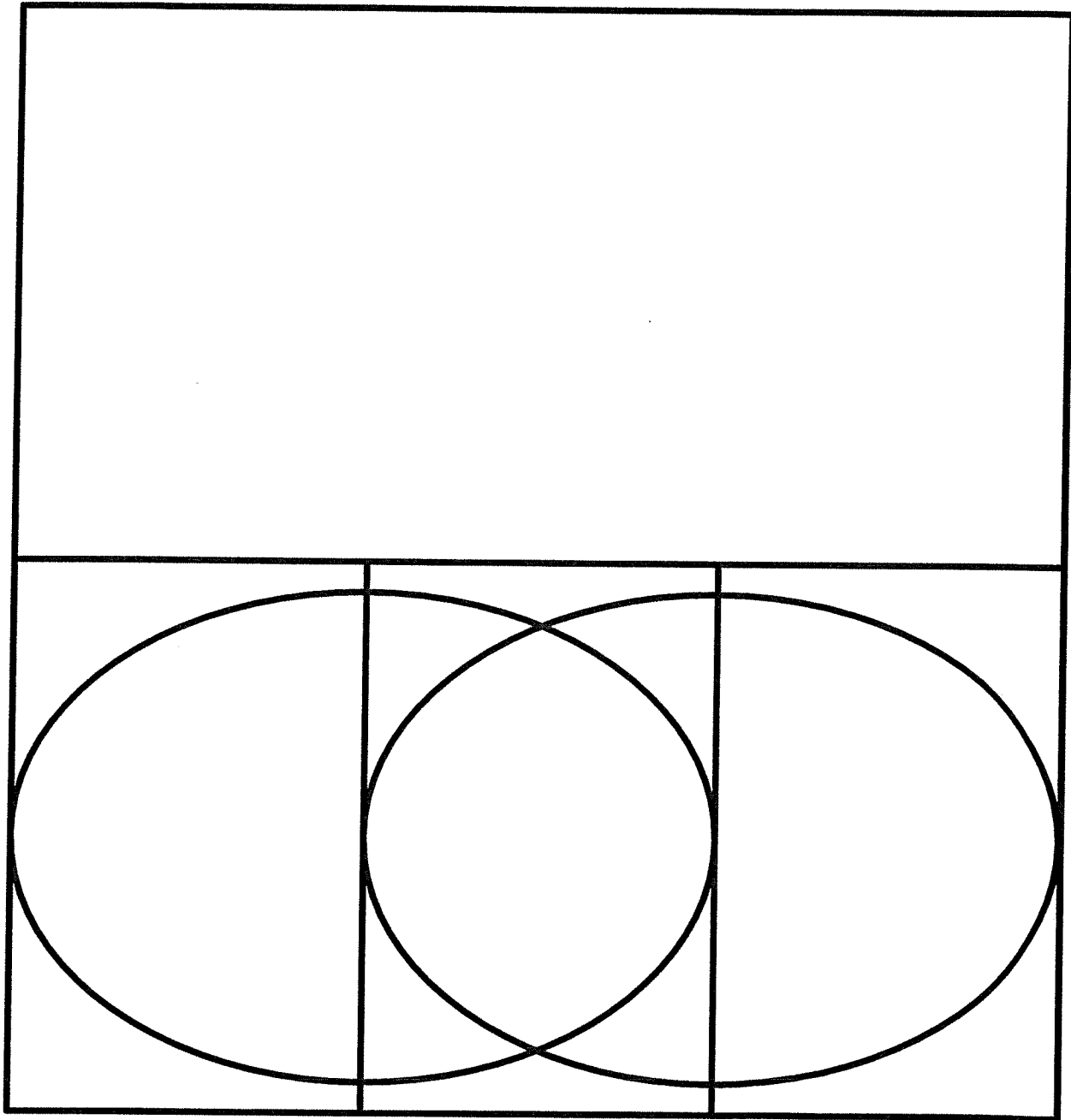
Compare & Contrast

Chihuahuas and Collies are both popular dog breeds in the United States. Both breeds are great with children and protective of their homes. Chihuahuas are very small dogs and can be quite difficult to train since they are usually not very intelligent. By contrast, Collies are medium to large dogs and are known for their great intelligence and trainability. Both dogs come in short haired varieties.

INTERACTIVE READING INFORMATIONAL TEXT NOTEBOOKS

Lesson 8: Compare & Contrast (Non Fiction Text Structure)

Compare & Contrast



INTERACTIVE READING INFORMATIONAL TEXT NOTEBOOKS

Lesson 9: Order & Sequence (Non Fiction Text Structure)

Order & Sequence

After begging my parents to get a dog for weeks, my dad woke me up early one Saturday morning. He wouldn't tell me where we were going as he drove over 30 minutes into the country. Finally, he asked, "What color lab puppy did you say you wanted?" Shocked and thrilled, I chose a black lab puppy and named him Buck. Then, we went to the pet store and I picked out a collar, leash, and some puppy food. When we got home, I played with Buck for hours!

↓	↓
↓	↓
↓	
↓	

Editing Checklist

	Yes	No, I Corrected
Conventions		
I capitalized titles, proper nouns, and the first letter of each sentence.	<input type="checkbox"/>	<input type="checkbox"/>
I checked my spelling of words I was unsure of using a dictionary.	<input type="checkbox"/>	<input type="checkbox"/>
I ended each sentence with the correct punctuation mark.	<input type="checkbox"/>	<input type="checkbox"/>
I used commas correctly.	<input type="checkbox"/>	<input type="checkbox"/>
My writing is free of sentence fragments.	<input type="checkbox"/>	<input type="checkbox"/>
My writing is free of run-on sentences.	<input type="checkbox"/>	<input type="checkbox"/>
I used correct subject/verb agreement in all sentences.	<input type="checkbox"/>	<input type="checkbox"/>
My bibliography is alphabetized and follows the correct format.	<input type="checkbox"/>	<input type="checkbox"/>
Structure		
I varied my sentence structure. I don't repeat the same words or phrases too often.	<input type="checkbox"/>	<input type="checkbox"/>
My sentences flow together using transitions.	<input type="checkbox"/>	<input type="checkbox"/>
I started new paragraphs when the category of information changes.	<input type="checkbox"/>	<input type="checkbox"/>

Common Editing Marks



Capitalize a letter



Change a capital to lowercase



Add a word, phrase, or punctuation



Correct spelling



Remove



Indent

Final Proofread Checklist

Check off each item on this list before you publish.

- My document is neat and tidy.
- I corrected any errors.
- My formatting is consistent. I indented my paragraphs.
- I read to a friend or family member.
- My writing is ready to publish to a public audience.

©2020 Simplify Writing™



Final Proofread Checklist

Check off each item on this list before you publish.

- My document is neat and tidy.
- I corrected any errors.
- My formatting is consistent. I indented my paragraphs.
- I read to a friend or family member.
- My writing is ready to publish to a public audience.

©2020 Simplify Writing™



Multimedia Presentation Elements

There are several components of an effective presentation:

Content/Organization	<ul style="list-style-type: none"> • Title slide • 1 slide per category of information (4-6 in all) • Main idea and details
Visuals	<ul style="list-style-type: none"> • Headings and bullet points • Attractive fonts that are easy to read • Short phrases instead of complete sentences • Photos
Conventions	<ul style="list-style-type: none"> • Capitalization • Punctuation • Spelling
Presentation	<ul style="list-style-type: none"> • Loud clear voice • Eye contact with audience • Stand straight and tall (posture) • Summarize information from slides

Student Presentation Rubric

	4 - Advanced	3 - Proficient	2 - Basic	1 – Below Basic
Content	I presented information on my topic clearly and logically, using facts and details to enhance my main idea.	I presented information on my topic clearly, using facts and details to support my main idea.	I presented information on my topic using some facts and details.	I didn't present much information at all.
Visuals	I used many different kinds of formatting, pictures, and/or sound to help others understand my topic.	I used formatting, pictures, and/or sound to help others understand my topic.	I used some formatting, pictures, and/or sound, but it doesn't help others understand my topic.	I didn't use any formatting, pictures, and/or sound.
Conventions	I made no errors in capitalization, punctuation, and spelling.	I made few errors in capitalization, punctuation, and spelling.	I made several errors in capitalization, punctuation, and spelling.	I made so many errors in capitalization, punctuation, and spelling that it is hard to read.
Presentation	I used a loud clear voice, with good eye contact and posture. I read from my slides less than half of the time.	I used a clear voice, with good eye contact and posture. I read from the slides only half of the time.	I didn't use a very clear voice or make much eye contact. I read from the slides most of the time.	I mumbled and it was hard to hear my voice. I didn't make eye contact. I read straight from my slides.

Presentation Reflection Form

Name _____

Date _____

Think about your presentation honestly. Rate yourself on each element on the student rubric below by circling the box you think best matches your presentation.

	4 - Advanced	3 - Proficient	2 - Basic	1 – Below Basic
Content	I presented information on my topic clearly and logically, using facts and details to enhance my main idea.	I presented information on my topic clearly, using facts and details to support my main idea.	I presented information on my topic using some facts and details.	I didn't present much information at all.
Visuals	I used many different kinds of formatting, pictures, and/or sound to help others understand my topic.	I used formatting, pictures, and/or sound to help others understand my topic.	I used some formatting, pictures, and/or sound, but it doesn't help others understand my topic.	I didn't use any formatting, pictures, and/or sound.
Conventions	I made no errors in capitalization, punctuation, and spelling.	I made few errors in capitalization, punctuation, and spelling.	I made several errors in capitalization, punctuation, and spelling.	I made so many errors in capitalization, punctuation, and spelling that it is hard to read.
Presentation	I used a loud clear voice, with good eye contact and posture. I read from my slides less than half of the time.	I used a clear voice, with good eye contact and posture. I read from the slides only half of the time.	I didn't use a very clear voice or make much eye contact. I read from the slides most of the time.	I mumbled and it was hard to hear my voice. I didn't make eye contact. I read straight from my slides.

One thing I did well was:

One thing I could improve was: