

Distance learning week of: Dec. 7th-11th

*** If you plan to get meals please call Ms. Shelly in the kitchen ***

School phone number 605-862-8108

Hether.voeltz@k12.sd.us

Monday:

Please make sure to stop by the school for meals (11:30-12:30)

Math-Zoom meeting 9:00- calendar, number corner, problem of the day and Bridges
Looking at patterns-quilts* if you have any quilts with a repeated pattern please have it read to share!

Topic: Math

Join Zoom Meeting

<https://sdk12.zoom.us/j/95337591706?pwd=V0tqWWFPTWZkaWZlZWxSM0QrUkFmdz09>

Meeting ID: 953 3759 1706

Passcode: 357292

****This link will be our daily Math zoom meeting link

Math- Orange and White book-"Number Corner" math work book pg. 6 * top of page working on #3

-number 3 writing practice worksheet-post on portfolio

ELA- *review *Words of the week- come & me*

*New this week- with & my *practice at home using the words correctly in sentences-hold up sight word card when using it in a sentence*extra challenge would be to write out their sentence-post on portfolio*

-Letter of the week- **Nn***practice identifying things that start with Nn-collect things around the house and take a photo for the portfolio

-TOPIC for the week-**Weather**

Video/songs- <https://www.youtube.com/watch?v=Pw9L7Shn1yI>

Letter "n" song- be ready to sing and dance, you know what to do! **this would be great each day this week

<https://www.youtube.com/watch?v=hC xv2ZPU3vg>

Practice writing A-Z upper case letters on alphabet card with special expo marker***follow steps to writing letters- this is challenging for most students.

Really Great Reading zoom-lesson 10-3 at 10:00

*Read through poem and do the little book for- **my**

Topic: Really Great Reading

Join Zoom Meeting

<https://sdk12.zoom.us/j/94709303488?pwd=TzBxVUIIVUV5bStwUy9tc0lCeFhldz09>

Meeting ID: 947 0930 3488

Passcode: 446206

***This will be the code for our daily Really Great Reading zoom meeting

Weekly Reader- Holiday Needs and Wants


Video <https://drive.google.com/file/d/1HiBdinutlg77myLXc2EBK1Hya6dUD4MK/view>


Sorting needs and wants worksheet- post on portfolio

I have also included a Santa note to do with this reader. **This does not have to be posted.**

my

My Room

My bed. 

My bear. 

My door. 

My chair. 

My room! 

My name _____

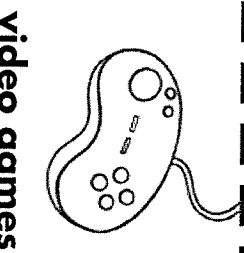

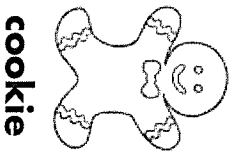
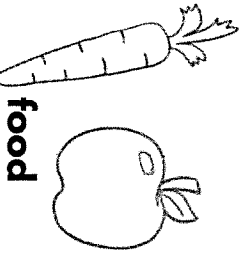

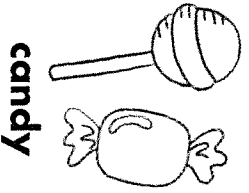





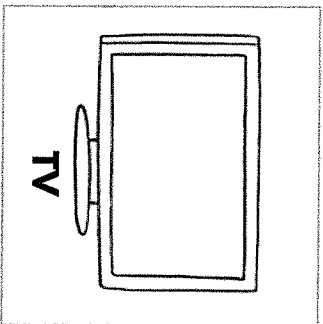

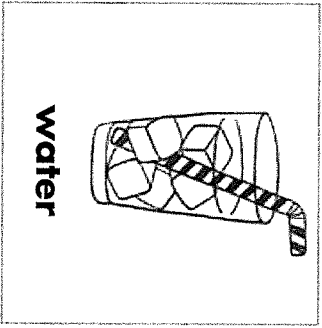
Sorting

Sorting Needs and Wants

Cut out the pictures. Paste them in the correct box. Then color them!

Needs

Wants



Dear Santa,

My name is _____.


I am _____ years old.

This year I have been:

naughty



nice



These are three things I am wishing for:


1.

2.

3.

I will set out cookies and milk for you on Christmas Eve.

From, _____



Wednesday: Meal pick up 11:30-12:30

Math-9:00 zoom-Pattern blocks

Orange and white number corner math work book pg. 7, top #5

#5 practice worksheet-post on portfolio

Daily Math activity and glue into Math notebook-post photo on portfolio when completed.

ELA-Really Great Reading zoom lesson at 10:00

Letter Nn song- <https://www->

[k6.thinkcentral.com/content/hsp/reading/journeys2014/na/grk/ancillary_9780544042940_/lounch.html](https://www-k6.thinkcentral.com/content/hsp/reading/journeys2014/na/grk/ancillary_9780544042940_/lounch.html)

Little Elf Little Elf What Do You See? -paper book & self elf project

Library- Snow-posted on Dojo

Posted on Dojo portfolio- n flip book pg. 13-complete and submit

Vocab-posted -discuss with family during dinner, bath or time in the car

Journeys work book pg. 74 post photo on portfolio when completed

Journeys blue student reader- pg. 120 "I Can Nap" or

<https://www->


[k6.thinkcentral.com/content/hsp/reading/journeys2014/na/grk/ese_9780547909134_/vol1/lounch.html](https://www-k6.thinkcentral.com/content/hsp/reading/journeys2014/na/grk/ese_9780547909134_/vol1/lounch.html)

***click on contents in top left and go to lesson 12

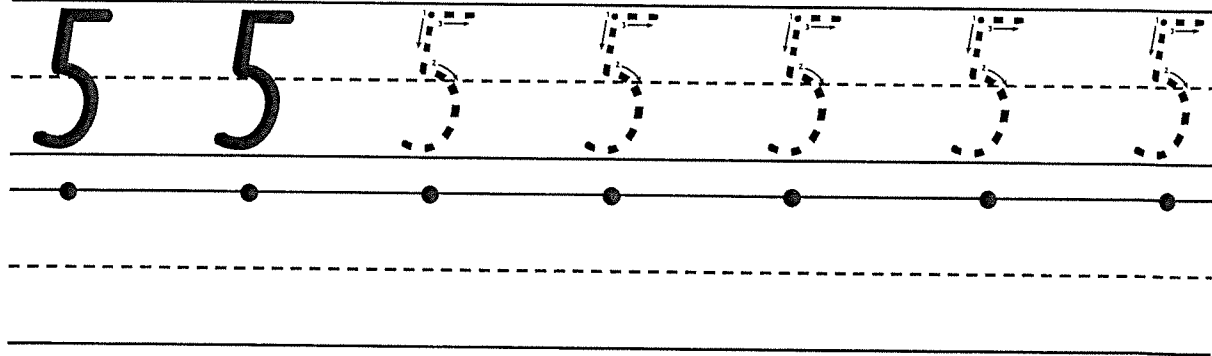
Name: _____

Date: _____

Number Practice




Trace and write the number.




Color the number word.

five

Color 5 smiley faces.



Show the number in the ten frame.



Thursday:

Math- 9:00 zoom- Morning meeting

Calendar pages: April, May, Aug. and Sept. (*these will have both the calendar number page and shape picture) ***use pencil on the calendar numbers

April- oval Easter egg, May- mixed shapes flowers, August- school house & September- apple tree

ELA-Really Great Reading zoom lesson at 10:00

Build a sentence activity page- post on portfolio when finished

Letter Nn writing practice worksheet* Practice being an expert on the letter Nn!

Journeys blue student reader book pg. 124

“Tap with Me”

Practice writing a-z lowercase letters on alphabet card with special expo marker***follow steps to writing letters- this is challenging for most students.

Science/Social – *How Water Changes-posted on Dojo*

****weather recording page*

Name _____

Trace and write the letters.

Handwriting practice row for uppercase letter N. It features a solid top line, a dashed middle line, and a solid bottom line. The first N is large and includes numbered arrows (1 and 2) showing the stroke order: a vertical line down on the left, a diagonal line from top-left to bottom-right, and a vertical line down on the right. This is followed by three smaller Ns, each with a starting dot on the top line and a dashed middle line for tracing.

Handwriting practice row for uppercase letter N. It features a solid top line, a dashed middle line, and a solid bottom line. It contains five Ns, each with a starting dot on the top line and a dashed middle line for tracing.

Handwriting practice row for lowercase letter n. It features a solid top line, a dashed middle line, and a solid bottom line. The first n is large and includes numbered arrows (1 and 2) showing the stroke order: a vertical line down on the left, a curved line starting from the middle of the vertical line, arching up to touch the top line, and then curving down to meet the bottom line. This is followed by three smaller ns, each with a starting dot on the middle dashed line and a dashed middle line for tracing.

Handwriting practice row for lowercase letter n. It features a solid top line, a dashed middle line, and a solid bottom line. It contains five ns, each with a starting dot on the middle dashed line and a dashed middle line for tracing.

